




# the anatomy diaries - part 2

---





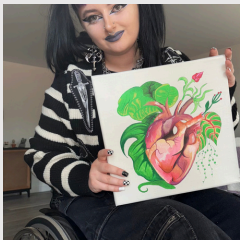
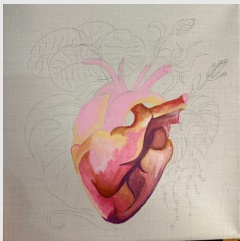

# Hand study

---

October 2025 | Affinity Designer 2 | 2D Anatomical Illustration

This piece explores the contrast between decay and growth. The flowers softly frame the hand, which is the central focal point of the piece. The use of negative space emphasises that focus.

This piece leans more explicitly into stylisation rather than medical accuracy. If I were to challenge myself to attempt to rework or produce a new version of this piece I would likely take the approach of a fully medical-style anatomical illustration to strengthen the concept.



# Heart study

---

September 2025 | Acrylic paint | 2D Anatomical Illustration

When I created this piece I began by building up the paint using a layering technique. This involved starting with lighter tones and gradually adding darker shades to develop depth and form.

I established a base structure before refining details, as the layers developed, I introduced darker values to enhance shadows and define the three-dimensional form of both the heart and the surrounding plants.

Finally, I applied highlights using lighter, more saturated tones. This process helped create a more dynamic and lifelike image, reinforcing the idea of the heart as something alive and growing within nature.

---